

## Aline.

## 230 range. Technical details.

**Function**

Stylish and coherently designed, multi-purpose furnishing range for meetings, consultations and seminars, in showrooms and event spaces, areas for breaks, lounges and bistros, as well as libraries, internet cafés or a home office.

**Multi-purpose chair**

Light, transparent, stackable multi-purpose chair for meetings, consultations, seminars and large-scale events. Very compact, form-fit stacking, with each chair adding only 20 mm ( $\frac{3}{4}$ " ) to the height of the stack due to self-engaging, covered seat and back frames (total height of 15 stacked chairs is 106 cm (41 $\frac{3}{4}$ " ). Weight 5.1 kg only (without armrests), 5.4 kg with armrests.

Multi-purpose chair, optionally with seat cushion, available as a stackable or a non-stackable version. The stackable types have extra bumpers and can be stacked extremely compactly and in a form-fit manner.

**Counter / bar height stool**

Stylish and transparent bar stool with backrest and footrest bar, optionally with seat cushion.

**Swivel chairs and visitor chairs**

Simple, transparent visitor swivel chairs and height-adjustable office swivel chairs for meetings and consultations, Internet cafés, showrooms and hot desking spaces.

**Tables**

Square and circular top pedestal tables in low, sitting and standing height (optionally stackable) and rectangular tables on a T-shaped base for lounges and recreational areas, cafeterias and bistros.

**Chairs****Frame****Multi-purpose chair**

Skid base in round steel rod, diameter 12 mm ( $\frac{1}{2}$ " ), bright chrome plated. The skid base supports the front seat frame and integrates with the backrest frame at the rear. On request, with additional glides in black polyamide for soft floors, optionally with felt insert.

**Counter and bar height stool**

As for multi-purpose chair, but not stackable. Additional bright chrome plated stretchers (16x6 mm) ( $\frac{5}{8}$ " x  $\frac{1}{4}$ " ) that form a stable structural grid, integrating a recessed footrest bar in round steel rod.

**Swivel chair and visitor chair**

Four-star base (visitor chair) or five-star base (swivel chair) in die-cast aluminium, bright chrome plated. Visitor chair with glides in black polyamide (for soft floors) or black polyurethane (for hard floors), optionally with additional felt insert. Swivel chair with twin wheel swivel castors in black polyamide with load dependent braking (for soft floors) or with a soft lining (for hard floors); anti-static castors on request. Fixed height swivel pedestal with contact suppression feature (visitor chair) or additional infinitely height adjustable pedestal (swivel chair), bright chrome plated tube.

**Seat and back**

Seat and back frames in high-performance, glass fibre-reinforced polyamide, optionally through-dyed in black, grey or white, with resilient coated polyester membrane optionally in the same colour as the seat and back frames. Optionally also two-tone membrane in the colours copper/black or silver/black available for seat and back frames through-dyed in black only. Back frame optionally without armrests or with armrests in matching material and colour.

Optionally with a polypropylene seat shell and cut-foam seat cushion. Stackable types (only models 230/1 and 230/2) with glass-fibre-reinforced polyamide bumper that colour matches the seat- and backrest frame. Swivel and visitor chairs (mods. 232/1, 232/2, 231/1, 231/2) optionally with cut foam seat cushion, with stitched fluting cover, upholstery thickness 10 mm.

**Tables****Frame****Models 235/236**

Four-star base in die-cast aluminium, bright chrome plated, with glides in black polyamide (for soft floors) or black polyurethane (for hard floors), optionally with additional felt insert. Central column in 4 mm ( $\frac{1}{8}$ " ) steel tube, diameter 40 mm ( $1\frac{5}{8}$ " ), for low, sitting and standing height (45/73/105 cm) ( $17\frac{3}{4}$ " /  $28\frac{3}{4}$ " /  $41\frac{3}{8}$ " ), coated in black or white to match top surface, with steel flange coated black; stackable version additionally with slip-free separator, collar and docking guide in black plastic.

**Model 237/00**

Unitary, die-cast aluminium foot section, optionally bright chrome plated, or coated in black or white. Black polyamide glides (for soft flooring), or black polyurethane (for hard flooring), optionally with additional felt insert. Aluminium upright to match table top, black or white coated, or optionally bright chrome plated. Underframes made of rectangular steel tube with flange, depending on the foot section, coated black or white. If the foot section is bright chrome plated, black coating.

**Frame models 237/2, 4, 5**

Steel disc base (Ø 610 mm) with sheet steel cover, coated in white or black, or with optional ultra-polished stainless steel cover.

Steel tube table column (Ø 80 mm), white or black coated, optionally bright chrome plated. Rectangular tube table top bearer, coated in black.

Subject to technical change without notice.

## 230 range Aline™

Page 2 of 4

### Standards

Aline stackable chairs conform to the Office Chair Standard DIN EN 13761 and ANSI/BIFMA X 5.1.



### Core material of table top Models 235/236/237

Table top in through-dyed HPL (high pressure laminate) in the colours black or white. Each with thickness 12 mm (1/2"). Models 235/236 in sizes: 60x60 cm (23 7/8" x 23 7/8") (for table heights 45 (17 3/4") and 105 cm (41 3/8")) and 70x70 cm (27 1/2" x 27 1/2") (for table heights 73 cm (28 3/4")) and circular, diameter 75 cm (29 1/2") (for table heights 45 (17 3/4") and 73 cm (28 3/4")) and diameter 70 cm (27 1/2") (for table height 105 cm (41 3/8")).

Models 237 in sizes: (Table height 73 cm (28 3/4"))  
70x140 cm (27 1/2" x 55 1/8")  
75x150 cm (29 1/2" x 59")  
80x160 cm (31 1/2" x 63")  
90x180 cm (35 3/8" x 70 7/8")  
90x200 cm (35 3/8" x 78 3/4")

With veneered version (on request): MDF panel only in combination with veneered surface finish with colour-matched, chamfered wood lipping (with a radiused edge). Exception: maple or ash with a natural finish is not available.

### Table top group 2 – veneer

Thickness 20 mm (3/4")

Variation 1:

Beech or oak veneer according to Wilkhahn woodstain colour samples with wood lipping, as far as possible in the same colour as the veneer.

Variation 2:

Walnut or elm veneer, as well as Wilkhahn veneer Mocca according to Wilkhahn woodstain colour samples with wood lipping, as far as possible in the same colour as the veneer.

### Veneer version

As a standard, veneers are slip-matched onto the table top. Surfaces sealed with clear lacquer: Open-pore: oak, walnut and elm veneer, as well as Wilkhahn veneer Mocca. Closed-pore: beech veneer. Some specific growth features possible.

### Tables

Round pedestal tables in four different formats (Ø 90 – 140 cm) for large conferences, meetings or as home dining tables.

### Core material of table top

MDF table top (medium-density fibreboard), white, or black powder coated with chamfered edge. Each table top 25 mm thick.


### Accessories

#### Models 237 / 2, 4, 5, 6


Optionally for multi-purpose chair, retractable inline connector made of matt, chrome plated flat steel. When linked, chairs with armrests must alternate with chairs without armrests. Stacking trolley allowing compact storage in steel tube, coated black, with four heavy duty wheels for hard and soft floors, two of which are lockable directional wheels.

## 230 range Aline™


Page 3 of 4



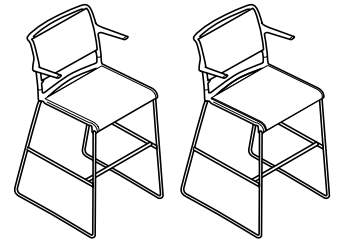
**230/1**  
 □ 44 (17<sup>3</sup>/<sub>8</sub>" ) □ 78 (30<sup>3</sup>/<sub>4</sub>" )  
 □ 54 (21<sup>1</sup>/<sub>4</sub>" ) □ 58 (22<sup>7</sup>/<sub>8</sub>" )



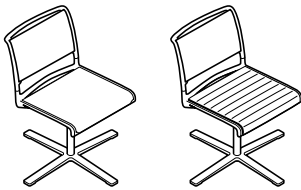
**230/2**  
 □ 44 (17<sup>3</sup>/<sub>8</sub>" ) □ 78 (30<sup>3</sup>/<sub>4</sub>" )  
 □ 59 (23<sup>1</sup>/<sub>4</sub>" ) □ 58 (22<sup>7</sup>/<sub>8</sub>" )



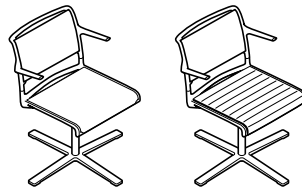
**230/5**  
 □ 69 (27<sup>1</sup>/<sub>8</sub>" ) □ 105 (41<sup>3</sup>/<sub>8</sub>" )  
 □ 54 (21<sup>1</sup>/<sub>4</sub>" ) □ 61 (24" )



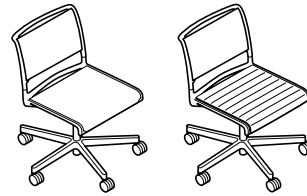
**230/6**  
 □ 69 (27<sup>1</sup>/<sub>8</sub>" ) □ 105 (41<sup>3</sup>/<sub>8</sub>" )  
 □ 59 (23<sup>1</sup>/<sub>4</sub>" ) □ 61 (24" )



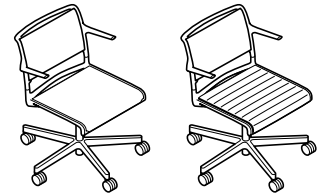
**231/1**  
 □ 45 (17<sup>3</sup>/<sub>4</sub>" ) □ 80 (31<sup>1</sup>/<sub>2</sub>" )  
 □ 50 (19<sup>5</sup>/<sub>8</sub>" ) □ 67 (22<sup>1</sup>/<sub>2</sub>" )



**231/2**  
 □ 44 (17<sup>3</sup>/<sub>4</sub>" ) □ 80 (31<sup>1</sup>/<sub>2</sub>" )  
 □ 59 (23<sup>1</sup>/<sub>4</sub>" ) □ 57 (22<sup>1</sup>/<sub>2</sub>" )



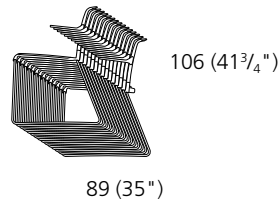
**232/1**  
 □ 40/52 (15<sup>3</sup>/<sub>4</sub>" / 20<sup>1</sup>/<sub>2</sub>" )  
 □ 76/88 (29<sup>7</sup>/<sub>8</sub>" / 34<sup>5</sup>/<sub>8</sub>" )  
 □ 65 (25<sup>5</sup>/<sub>8</sub>" ) □ 64 (25<sup>1</sup>/<sub>4</sub>" )



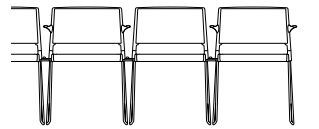
**232/2**  
 □ 40/52 (15<sup>3</sup>/<sub>4</sub>" / 20<sup>1</sup>/<sub>2</sub>" )  
 □ 76/88 (29<sup>7</sup>/<sub>8</sub>" / 34<sup>5</sup>/<sub>8</sub>" )  
 □ 65 (25<sup>5</sup>/<sub>8</sub>" ) □ 64 (25<sup>1</sup>/<sub>4</sub>" )



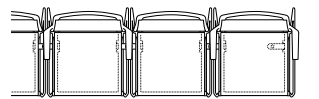
**232 Four-wheeled trolley**  
 for 25 multi-purpose chairs  
 □ 96 (37<sup>3</sup>/<sub>4</sub>" ) □ 61 (24" )  
 □ 118 (46<sup>1</sup>/<sub>2</sub>" )



89 (35" )



78 (30<sup>3</sup>/<sub>4</sub>" )



58 (22<sup>7</sup>/<sub>8</sub>" )

When using inline connectors:  
 chairs with armrests may alternate  
 with models without armrests.

### Symbols

- Seat height
- Overall height
- Width
- Depth

All dimensions in cm (inches).

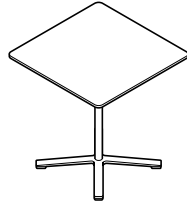
Subject to technical change  
 without notice.

## 230 range Aline™

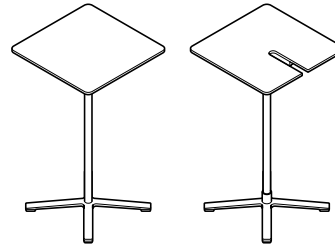
Page 4 of 4



**235/1**  
60 x 60 (23<sup>5</sup>/<sub>8</sub>" x 23<sup>5</sup>/<sub>8</sub>")  
H 45 (17<sup>3</sup>/<sub>4</sub>")



**235/2**  
70 x 70 (27<sup>1</sup>/<sub>2</sub>" x 27<sup>1</sup>/<sub>2</sub>")  
H 73 (28<sup>3</sup>/<sub>4</sub>")




**235/3**  
60 x 60 (23<sup>5</sup>/<sub>8</sub>" x 23<sup>5</sup>/<sub>8</sub>")  
H 105 (41<sup>3</sup>/<sub>8</sub>")



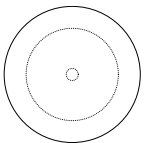
**236/1**  
Ø 75 (29<sup>1</sup>/<sub>2</sub>" ), H 45 (17<sup>3</sup>/<sub>4</sub>")



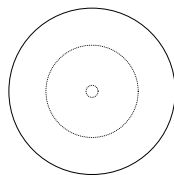
**236/2**  
Ø 75 (29<sup>1</sup>/<sub>2</sub>" ), H 73 (28<sup>3</sup>/<sub>4</sub>")



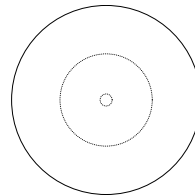
**236/3**  
Ø 70 (27<sup>1</sup>/<sub>2</sub>" ), H 105 (41<sup>3</sup>/<sub>8</sub>")



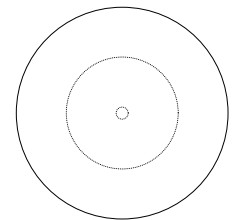
**237/2**  
Ø 90 (35<sup>3</sup>/<sub>8</sub>" ), H 73 (28<sup>3</sup>/<sub>4</sub>")



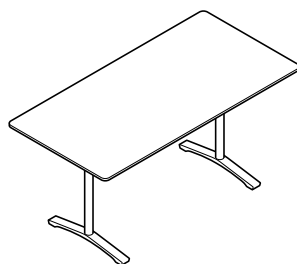
**237/4**  
Ø 110 (43<sup>1</sup>/<sub>4</sub>" ), H 73 (28<sup>3</sup>/<sub>4</sub>")



**237/5**  
Ø 125 (49<sup>1</sup>/<sub>4</sub>" ), H 73 (28<sup>3</sup>/<sub>4</sub>")



**237/6**  
Ø 140 (55<sup>1</sup>/<sub>8</sub>" ), H 73 (28<sup>3</sup>/<sub>4</sub>")



**237/00**  
70–90 x 140–200  
(27<sup>1</sup>/<sub>2</sub>" – 35<sup>3</sup>/<sub>8</sub>" x 27<sup>1</sup>/<sub>2</sub>" – 35<sup>3</sup>/<sub>8</sub>" ),  
H 73 (28<sup>3</sup>/<sub>4</sub>")