

Cura®.

249 range. Technical details.

Function

With a lightweight appeal, these classically elegant lounge chairs and low tables are designed to furnish lounges, lobbies, informal meeting spaces or homes.

Chair

Frame Model 249/5

Resilient, bright chrome plated steel tube, diameter 25 mm (1"), thickness 3 mm ($\frac{1}{8}$ ") attached to flat steel supporting frame, width 25 mm (1"), thickness 6 mm ($\frac{3}{8}$ "). Four glides in black-grey polyamide are standard (for soft floors); optionally in black-grey polyurethane (for hard floors), on request with additional felt insert.

Model 249/7

Die-cast aluminium, high-lustre polished, four-star base with rigid column and steel, bright chrome plated seat bearer. Black multi-purpose plastic glides for all types of flooring.

Upholstery

Steel frame in square tube with tension springs embedded in polyurethane foam. Exchangeable, one-piece cover with side facings in high-quality woollen fabric or leather.

Armrests (only model 249/5)

Armrests with contacts in plywood with fully upholstered pads to match the seat or with walnut face veneer, stained and protected with open-pore lacquer.

Stool

Frame

Die-cast aluminium, high-lustre polished, star base with rigid column and steel, bright chrome plated seat bearer. Black, multi-purpose plastic glides for all types of flooring.

Seat

Shaped plywood shell with seating cushion, fully covered.

Tables

Frame

Bright chrome plated steel tube, diameter 25 mm (1"), thickness 3 mm ($\frac{1}{8}$ "). Four glides in black-grey polyamide are standard (for soft floors); optionally in black-grey polyurethane (for hard floors), on request with additional felt insert.

Core material of table top

Particle board, depending on the surface finish with straight, colour-matched plastic lipping or straight, colour-matched wood lipping.

Table top group 1 – laminate

Table top thickness 20 mm ($\frac{3}{4}$ ")
Laminate according to Wilkhahn laminate colour samples (white, light grey or dark grey) with plastic lipping in the same colour as the table top.

Table top group 2 – veneer

Table top thickness 20 mm ($\frac{3}{4}$ ")
Variation 1:
Beech, oak or ash veneer according to Wilkhahn woodstain colour samples with wood lipping, as far as possible in the same colour as the veneer.
Variation 2:
Maple, walnut or elm veneer, as well as Wilkhahn veneer Mocca according to Wilkhahn woodstain colour samples with wood lipping, as far as possible in the same colour as the veneer.

Veneer version

As a standard, veneers are slip matched onto the table top.
Surfaces sealed with clear lacquer:
Open-pore: oak, ash, walnut and elm veneer, as well as Wilkhahn veneer Mocca.
Closed-pore: maple, beech veneer.
Some specific growth features possible.

When placing repeat orders, please indicate whether your table tops have slip-matched or book-matched veneer.

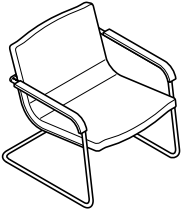
Standards

The Cura chairs and stools comply with the DIN EN 13761 office chair standard and DIN EN 1728.




249 range Cura™

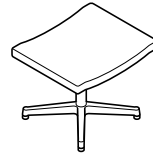
Page 2 of 2



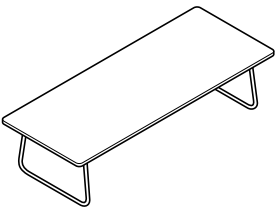
249/5
☐35 ☐75 ☐70 ☐71
(☐13³/₄" ☐29¹/₂" ☐27¹/₂" ☐28")



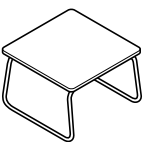
249/7
☐35 ☐75 ☐59 ☐71
(☐13³/₄" ☐29¹/₂" ☐23¹/₄" ☐28")



249/8
60 x 50, H 41
(23⁵/₈" x 19⁵/₈" , H 16¹/₈")



249/3
60 x 150, H 36
(23⁵/₈" x 59" , H 14¹/₈")



249/1
54 x 54, H 36
(21¹/₄" x 21¹/₄" , H 14¹/₈")

Key to symbols

- ☐ Seat height
- ☐ Overall height
- ☐ Width
- ☐ Depth

All dimensions in cm (inches).

Subject to technical change
without notice.