

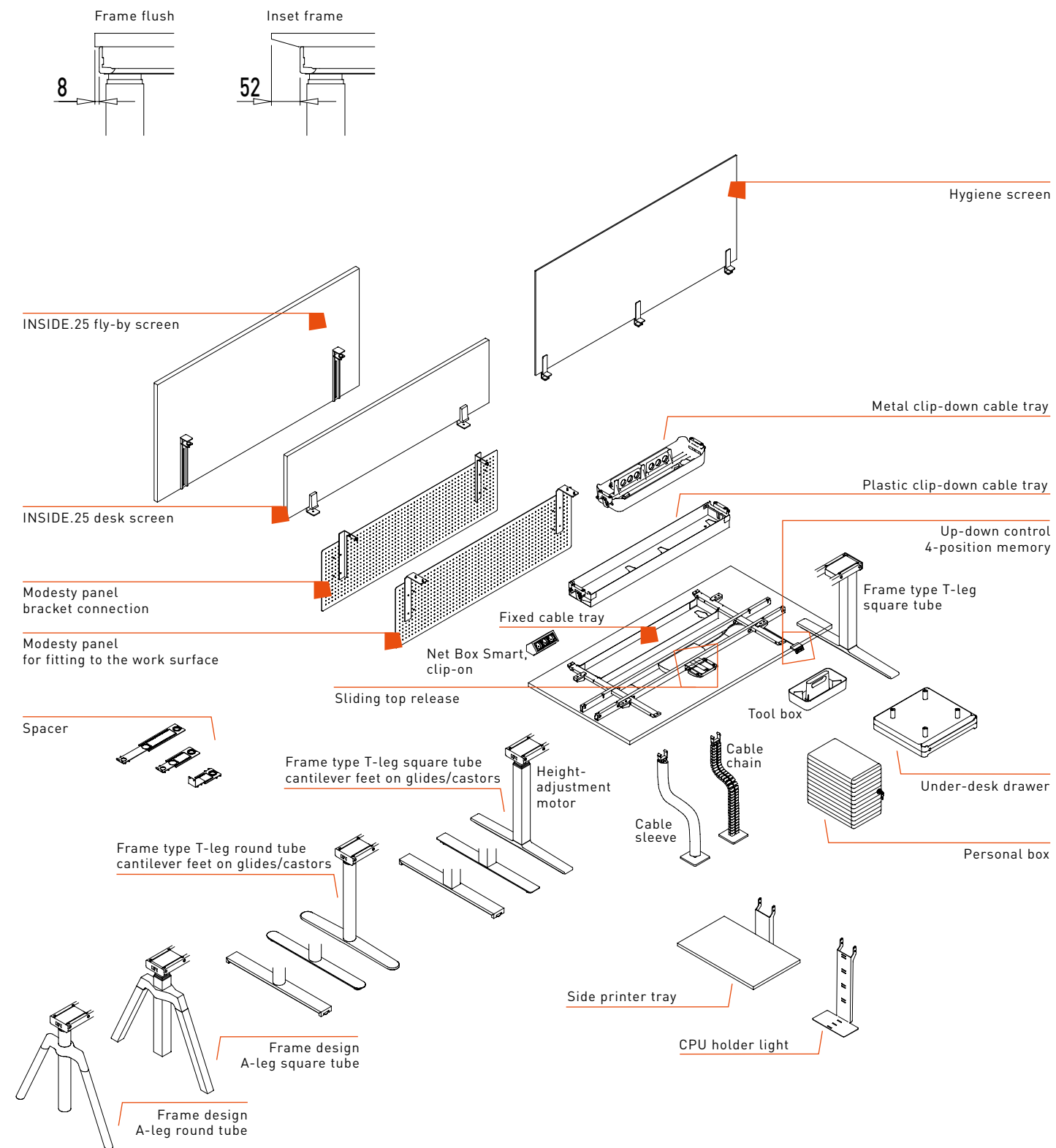
# TALO.YOU SINGLE AND TEAM WORKSTATION

## TALO.YOU

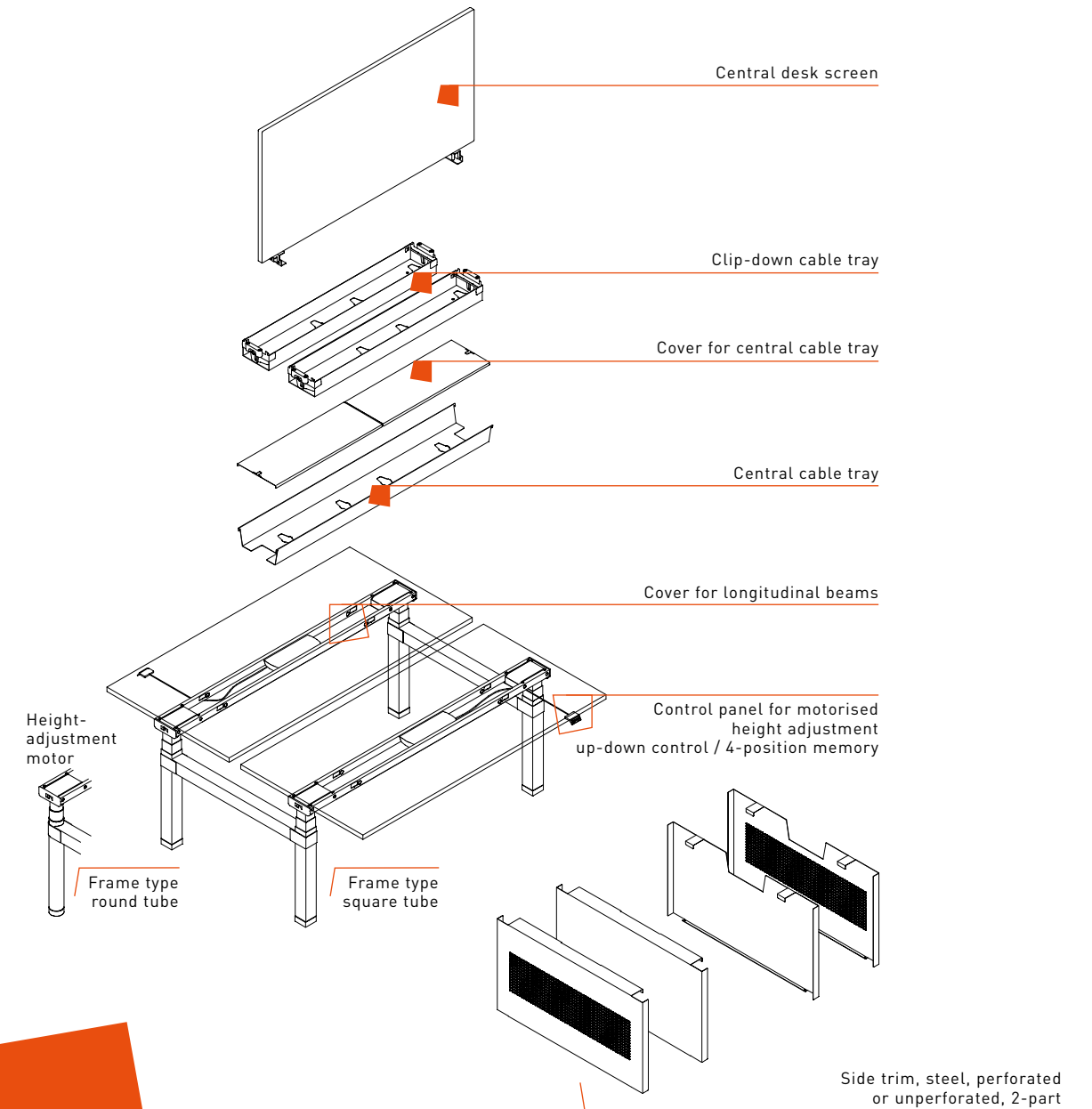
- + **Can be configured for all applications:**  
Single workstation, bench, and conference, meeting or nesting tables
- + Leg frame design round or square tube
- + A-leg frame, also on castors
- + **Height adjustment:**  
Height adjustment from 650 to 850 mm  
Motorised height adjustment from 640 to 1300 mm
- + Fixed height of 750 mm for conference tables and nesting tables
- + Metal cable tray/clip-down cable tray, plastic clip-down cable tray
- + Variety of extensions and accessories
- + Wide range of desktop electrics options, cable slot
- + Optional: delivery in component form, boxed



# SYSTEM OVERVIEW SINGLE WORKSTATION



# TEAM WORKSTATION



## DISCOVER

more screen variants for visual and acoustic protection in our product portfolio!



# TALO.YOU INFOCARD

## SINGLE AND TEAM WORKSTATION



### 1 | FRAME DESIGN

Square/round tube leg columns are also available with an A-leg frame in steel tube or real wood.



### 2 | FRAME TYPES

Symmetrical on glides or castors.



### 3 | FRAME LEGS

Square tube (70 x 70 mm), round tube (Ø 70 mm).



### 4 | CABLE DUCT WITH CABLE CHAIN



Houses vertical electrics for motorised and lift desks.

### 5 | OPERATING CONSOLE

In 2 variants for infinite motorised height adjustment.

### 6 | ELECTRICS CUT-OUT

With brush seal and tool rail to hold flat screen monitors. Also suitable for bench systems.




### 7 | CABLE TRAYS

Fixed or fold-down cable trays. Central cable trays, with or without a cover, height from floor: 420 mm, dimensions: H 100 x D 249/ 219 mm




### 8 | UNDER-DESK DRAWER

Plastic under-desk drawer, lockable. Max. load 4 kg. Housing, black or white.



### 9 | TOOL BOX

Tool box with or without cup holder (for 2 cups). Plastic. Box in black or white, cups available in black or grey.



### 10 | FUNCTIONAL SIDE TRIM

Optionally either perforated steel or closed to accommodate cables.

	Single desk	Bench
<b>Height adjustment</b>		
Height-adjustable (Allen key), 650 – 850 mm	■	■
Electric motor, 640 – 1300 mm [double telescopic action]	□	□
<b>Legs/Frame</b>		
T-leg (round and square tube)	■	-
Frame type, A-leg	■	-
Castors	■	-
<b>Wire management</b>		
Electrics cut-out with brush seal and tool rail	■	■
Cut-outs/adapters	□	□
Sliding top	□	□
Additional cable chains, cable ducts and clip-on cable sleeve	■	■
<b>3rd level add-ons</b>		
Rail	□	□
Desk screens	□	□
Fly-by screen	□	□

■ Basis □ Option