

Sabrina



okamura

Sabrina

**The representation of comfortability
and design combined
– that is what Sabrina is all about.**

In Okamura philosophy, comfortability and design does not contradict but interconnect. Sabrina is another representation of this. Holding the body and following the body movement both during sitting experience – made possible with one simple part, a symbolic ring structure. Streamlined design of the part is coherently seen in adjustable arms and aluminum legs as well. You can see this iconic ring structure not just in back view but from front view through permeable mesh back for which you have ample color variation to choose from. Welcome to the Sabrina world of the beautiful marriage between state-of-the-art technology and a world-renowned design.

Standard

Smart Operation



Sabrina
Standard

Correct posture supporting chair helps promote one's work, just as good-fitting clothes make one feel comfortable. The "Standard" has a "Synchro-Reclining" function enabling the chair backrest and seat to be synchronized by operating the lever located at the bottom of the seat. The functions include a forward-tilting seat.



Sabrina
Smart Operation

The "Smart Operation," an upper-level model, allows various adjustments to be performed by intuitive operations while remaining seated on the chair in a natural posture. Employing an "Ankle Tilt Reclining" that enables the chair's backrest and seat to simultaneously slide with a focus on the sitting person's ankle, this is a higher grade chair allowing the user to maintain a comfortable posture by naturally distributing his or her weight.

Ring Structure: An Iconic Design of Sabrina

This one whole part of ring structure, which will be a synonym for Sabrina, is newly developed, full of technology. While the center frame firmly supports the person sitting, the side frame, forking left and right, allows for an adequate amount of bending to follow the weight distribution of the body. A highly permeable mesh fabric provides a flexible and comfortable sitting condition.



Collaboration between OKAMURA and GIUGIARO DESIGN that started with CONTESSA, will be passed on to SABRINA. GIUGIARO DESIGN studio has long led the design world not only with its innovativeness but its classic elegance and the design with OKAMURA has won many awards as a result of pursuing ergonomics to evaluate the physical function of the body. Its curved and organic form follow the lines long pursued by Mr. Giugiaro. Now it is SABRINA with its innovative ring structure not only aesthetically beautiful but with the organic frame design and mesh backrest functions, which caress the body to ease the tension in the office. It is no less a signature of GIUGIARO, reflecting the design philosophy based on the structure of the body.



Profile:

Established in 1981 by Giorgetto Giugiaro, is based in Moncalieri near Turin and the industrial and transport division of the firm, leads the world in industrial design. It continues to realize the fusion of functional innovation and organic form in the many products that surround us. Following the family legacy, Fabrizio Giugiaro has taken on the role as styling director of Italdesign-Giugiaro since 1996 whilst Giorgetto Giugiaro remains its Chairman.

Standard

Operating the lever located at the bottom of the seat enables you to adjust the chair's backrest recline and seat height.



FUNCTION



Seat Height Adjustment Lever

The lever located at the bottom-right of the seat is used to adjust the seat height.



Reclining Lever

The lever located at the bottom-left of the seat is used to lock and unlock the recline. The lever is also used for tilting forward as well.




Reclining Tention Adjustment

The reclining tention adjustment can be adjusted by the operation of the lever located at the bottom-right of the seat.




Seat Height Adjustment

The seat height can be adjusted.




Synchro Reclining

"Synchro reclining" enables the chair's backrest and seat to be synchronously reclined. The maximum angle is 23 degrees for back and 10 degrees for forth.



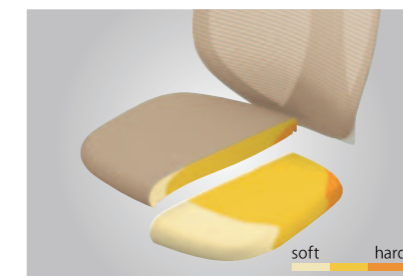
Seat Depth Adjustment

The seat can be slid back and forth in the range of 50mm by use of the lever located at the bottom-left of the seat.



Adjustable Arms (3D Arms)

The up and down (1D), angle (2D), and back and forth (3D) positioning of the elbow pad are adjustable. The respective movable ranges are 100mm for up and down, 20 degrees for inside, 20 degrees for outside, and 40mm for back and forth.



Multiple Density Cushion

Three types of urethane with different density are employed to form the cushion. A soft cushion is used at the front of the seat so as not to compress the thighs, and a hard cushion is used at the rear for firm support.

OPTION



Headrest

The large headrest will firmly support the back of the head.




Hanger

The stylish hanger leaves a strong design impression.



Lumber Support

The lumbar support that firmly grasps the lower back can be adjusted within a vertical range of 60mm to match your physical requirement.



Adjustable Arms

The arms are designed to support various types of work at office.



Fixed Arms

The arms are suitable for meeting rooms.

Smart Operation

Smart Operation and Quick Slide Operation: Adjustment of a chair has never been easier.

FUNCTION

Smart Operation



Seat Height Adjustment Lever

The seat height can be adjusted by operating the lever located on the front of the right arm.



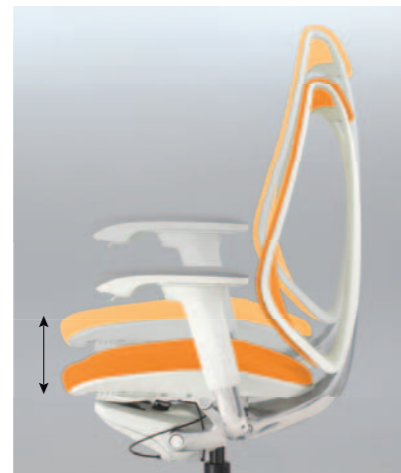
Reclining Lever

The lever located at the front of the left arm is used to lock and unlock the recline.



Quick Slide Operation

Reclining tension can be adjusted with "Quick Slide Operation" by just sliding the lever located at the bottom-right of the seat.



Seat Height Adjustment

The seat height can be adjusted.



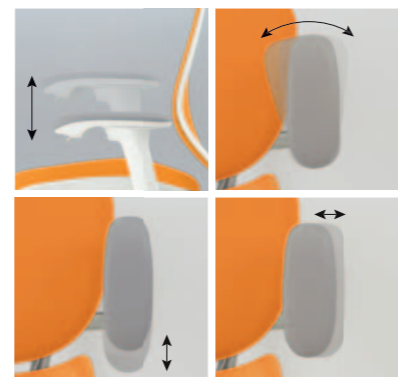
Ankle Tilt Reclining

The ankle tilt reclining system is achieved by sliding the backrest and seat in synch with the load distributed from the ankle. Organically distributing the body weight, it supports a natural reclining posture without pressure on thighs. Sabrina can recline up to 23°.



Seat Depth Adjustment

The seat can be slid back and forth in the range of 50mm by use of the lever located at the bottom-left of the seat.



Adjustable Arms (4D Arms)

The up and down (1D), angle (2D), back and forth (3D), and right and left (4D) positioning of the arm pads are adjustable. The respective movable ranges are 100mm for up and down, 20 degrees for inside, 10 degrees for outside, 40mm for back and forth, and 25mm for each of the right and left sides.



Multiple Density Cushion

Three types of urethane with different density are integrated to form the cushion. A soft cushion is used at the front of the seat so as not to compress the thighs, and a hard cushion is used at the rear for firm support.

OPTION



Headrest

The large headrest will firmly support the back of the head.



Hanger

The stylish hanger leaves a strong design impression.



Lumbar Support

The lumbar support that firmly grasps the lower back can be adjusted within a vertical range of 60mm to match your physical requirement.





Sabrina | Task Scene
Standard



Sabrina | Meeting Scene
Standard



Sabrina | Meeting Scene
Smart Operation





Sabrina | Task Scene
Smart Operation



Sabrina | Executive Scene
Smart Operation

SPECIFICATIONS




Standard



Award & Certification




Smart Operation



Award & Certification



Color Variation (Standard / Smart Operation)



Ecology

Okamura uses environmentally friendly materials and modular designed parts. Additionally, major resin parts are labeled for easier recycling and disposal.

Designed for disassembly and recycling

Sabrina is designed with a mind for easy disassembly and recycling so materials can be thoroughly separated into same groups.

PET recycled fabric

With the new recycling technology, Sabrina adopts PET bottle recycled cloth made of polyester threads recycled from PET plastic bottles and reclaimed fiber.

Design for longevity and durability

As the backrest cushion can be replaced separately, maintenance for longer use is offered.


Positive use of recycled resin is adopted

Positive use of regenerated resin is adopted for the efficient use of resources.



T1 Meeting Chair

Color



okamura

OKAMURA CORPORATION
International Sales & Marketing Div.
2-14-27, Akasaka, Minato-ku, Tokyo 107-0052, JAPAN
Tel: +81-3-5561-4085 Fax: +81-3-5561-4086
<http://www.okamura.jp/>

The products listed in this catalog are available as of July 2015. Please note that specifications, dimensions, and colors are subject to change without notice. The colors of the actual products may differ somewhat from the colors shown in the catalog, depending on printing conditions.