

1 — stelaże-panele metalowe-osłony



2 — blaty-przegrody-panele płytowe



4 — przegrody tapicerowane

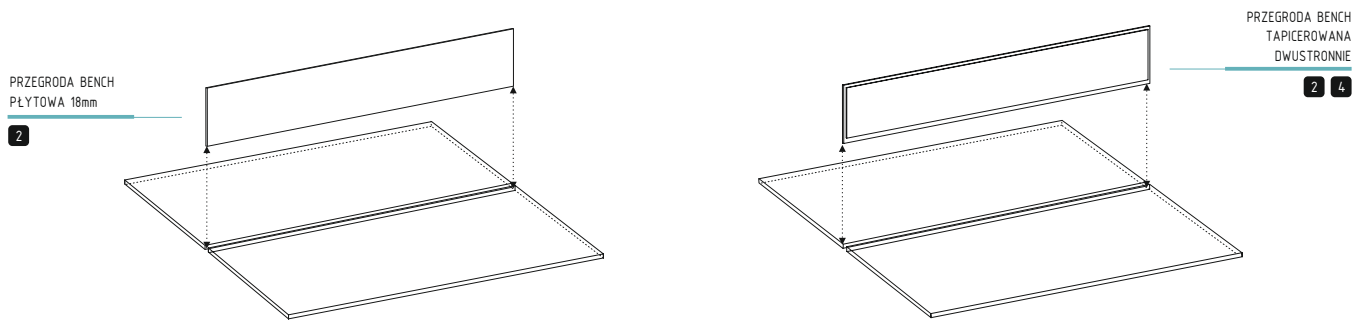
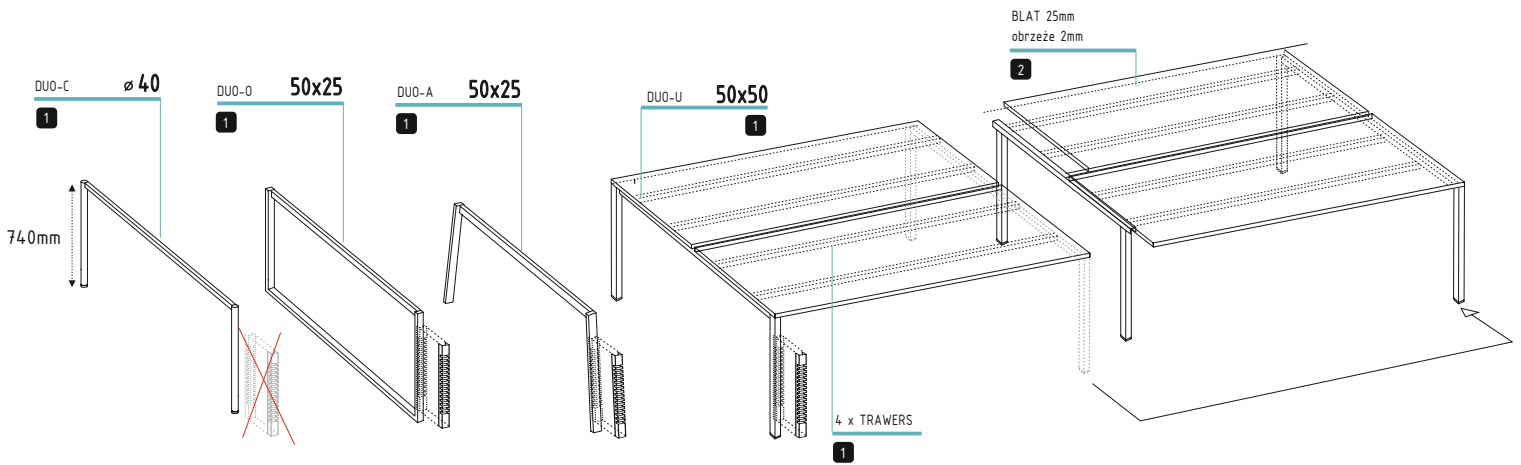
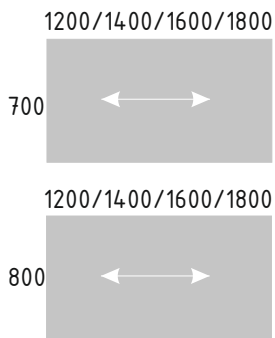
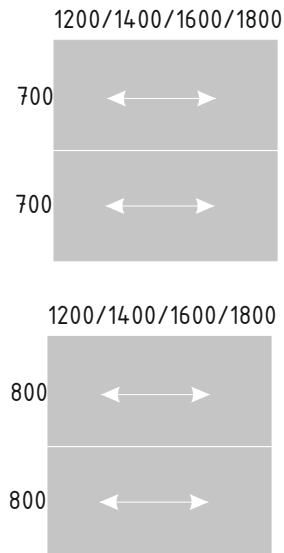


TABELA WYMIARÓW :

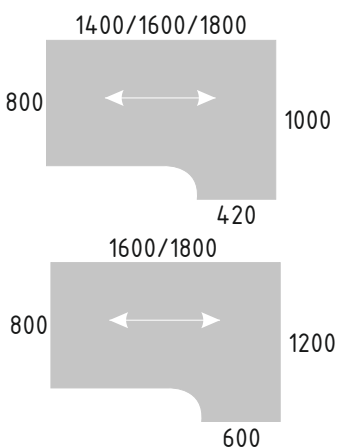
BIURKA PROSTE



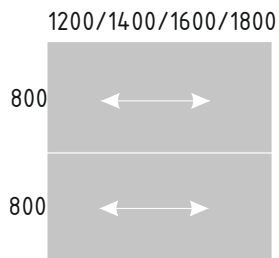
BIURKA "BENCH"




BIURKA NAROŻNE




WSPÓLNY MODUŁ ŚRODKOWY




PRZEGRODY PŁYTOWE I TAPICEROWANE




PRZEGRODY "BENCH" PŁYTOWE I TAPICEROWANE



PANELE FRONTOWE PŁYTOWE



PANELE FRONTOWE METALOWE

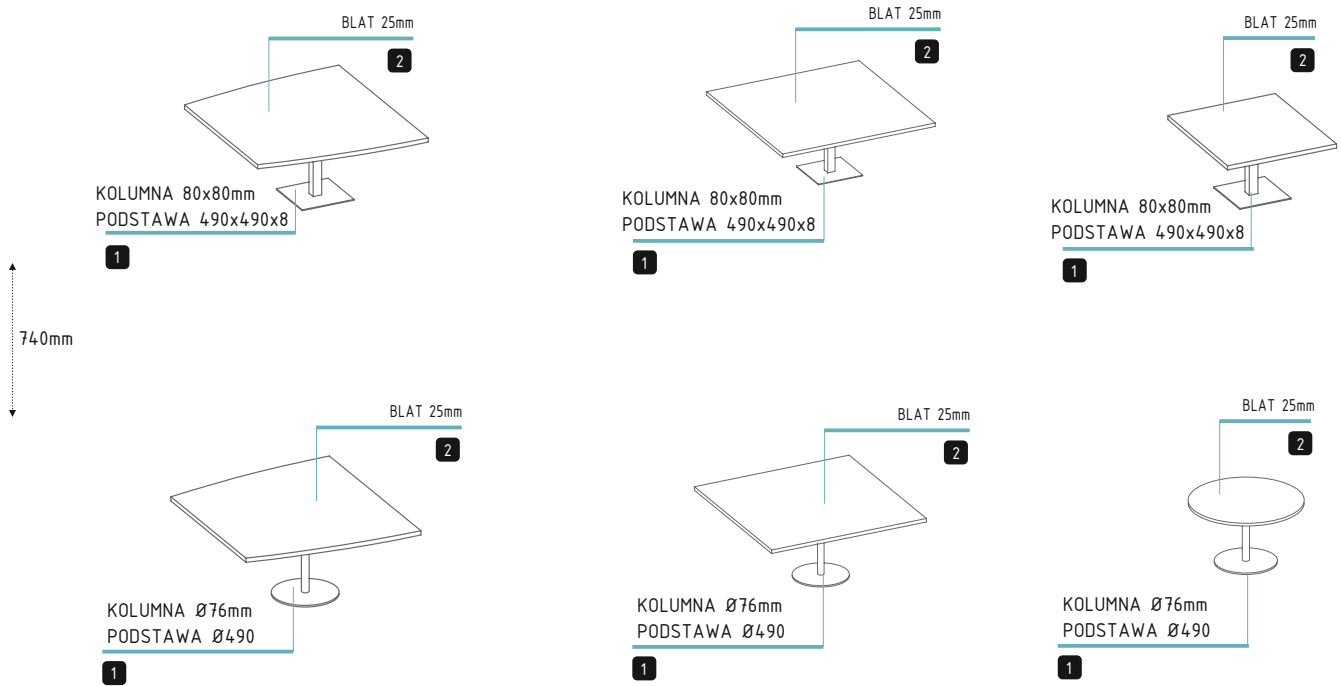
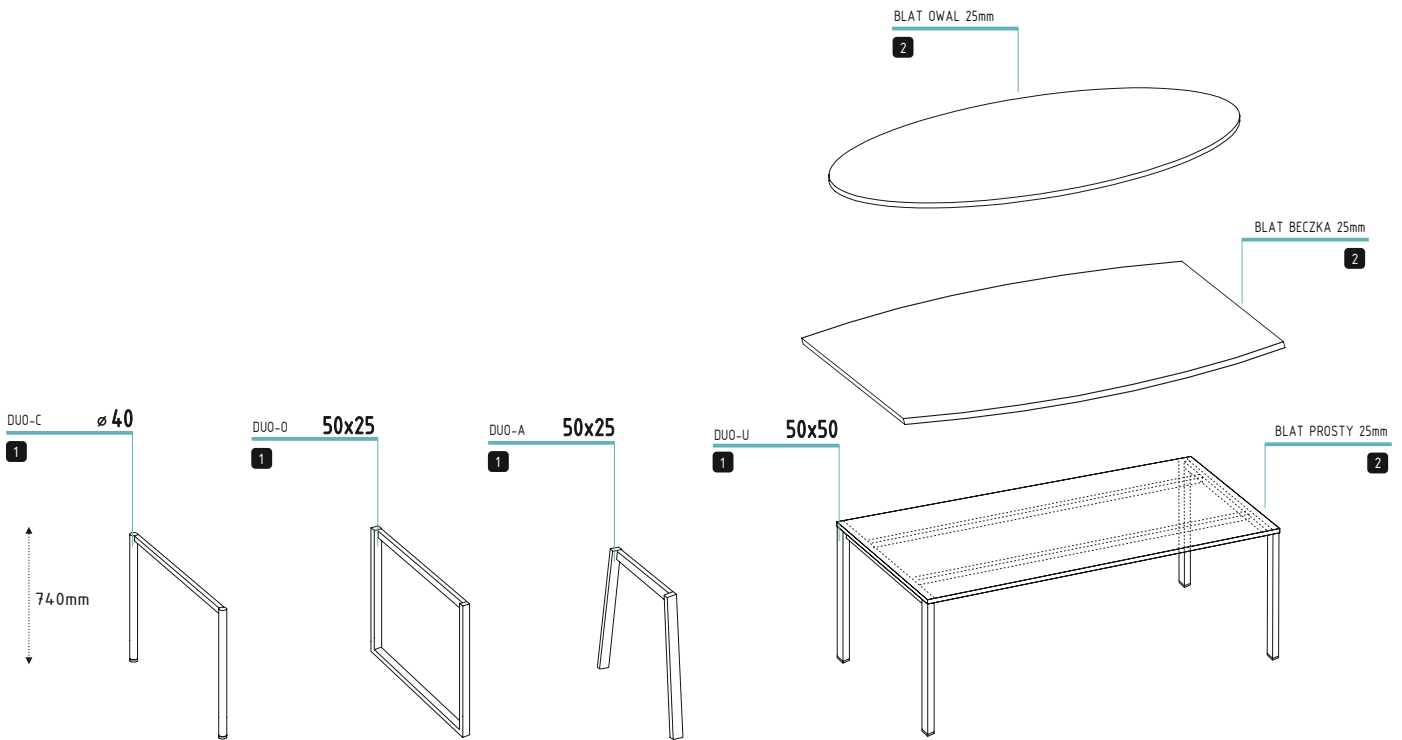


DODATKOWY OPIS :

BIURKA POJEDYŃCZE: DUO-C, DUO-U POSIADAJĄ W OPCJI REGULACJE WYSOKOŚCI PŁYNNĄ 120mm

BIURKA POJEDYŃCZE: DUO-U, DUO-O DUO-L, DUO-A POSIADAJĄ W OPCJI REGULACJE WYSOKOŚCI SKOKOWĄ 200mm, CO 20mm

WSZYSTKIE BIURKA WYPOSAŻONE W REGULACJĘ POZIOMU +/- 10mm



S11 S29 S06 S14 S35 S36
 1 — stelaże-panele metalowe-ostony

M79 M85 M51 M57 M86 M19 M64 M17 M16
 2 — blaty-przegrody-panele płytowe

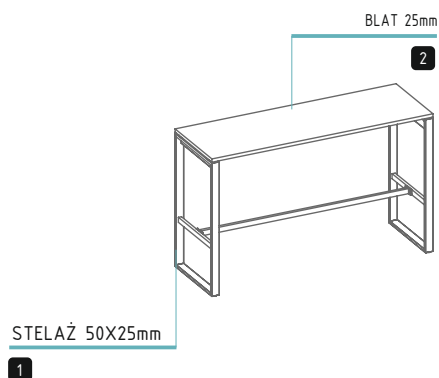
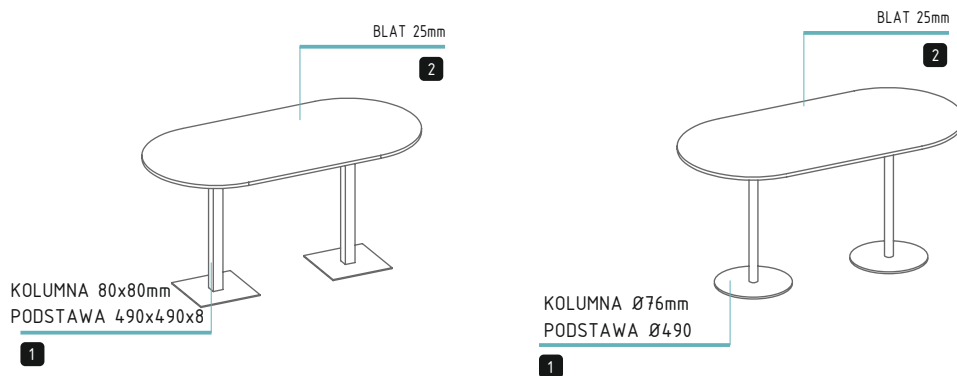
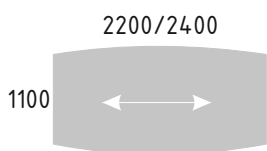
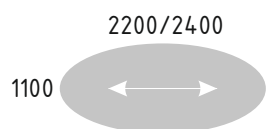


TABELA WYMIARÓW :

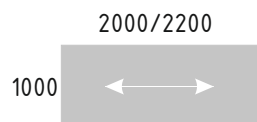
STOŁY "BECZKA"



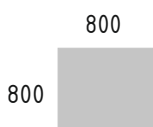
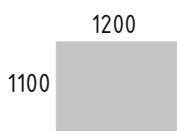
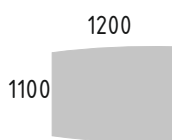
STOŁY OWALNE



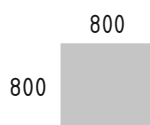
STOŁY PROSTE



STOŁY NA NODZE PILAROWEJ H 740mm



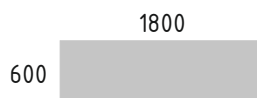
STOŁY NA NODZE PILAROWEJ H 550mm



STOŁY NA NODZE PILAROWEJ H 1100mm



STÓŁ NA STELAŻU 50x25mm H 1100



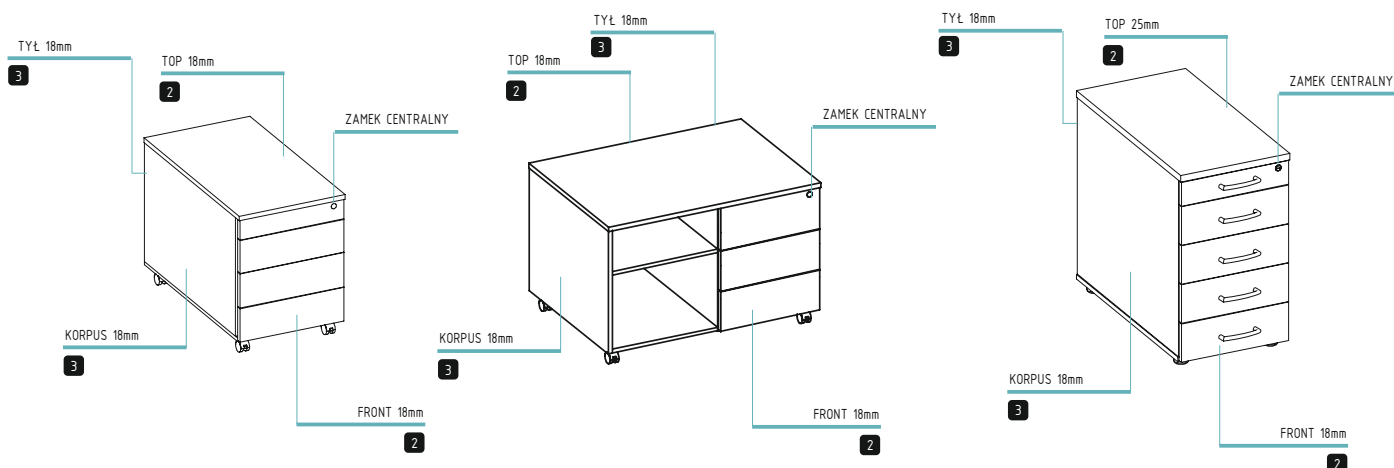


TABELA WYMIARÓW :

KONTENERY MOBILNE

430x600x550



KM1F2



KM1S3

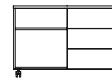


KM1S4

RODZAJE SZUFLAD :

PŁYTOWE

800x600x550



KM3S3R

430x450x550

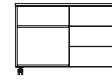


KM2D2



KM2S3

800x450x550



KM2S3R

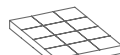
OPCJE DO KONTENERÓW MOBILNYCH



UD



CD



PT

OPCJE DO KONTNERÓW STACJONARNYCH



CD

KONTENERY MOBILNE

430x800x550



KS4S5



KS4S4F



KS4S4

RODZAJE SZUFLAD :

PŁYTOWE

METALOWE

430x600x550



KS2S5



KS2S4/F



KS2S4

430x420x550




KS5S5

SZAFKI NA KONENERY STACJONARNE 800mm

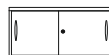
800x430x398




K1R1



K1P1DS



K1P1



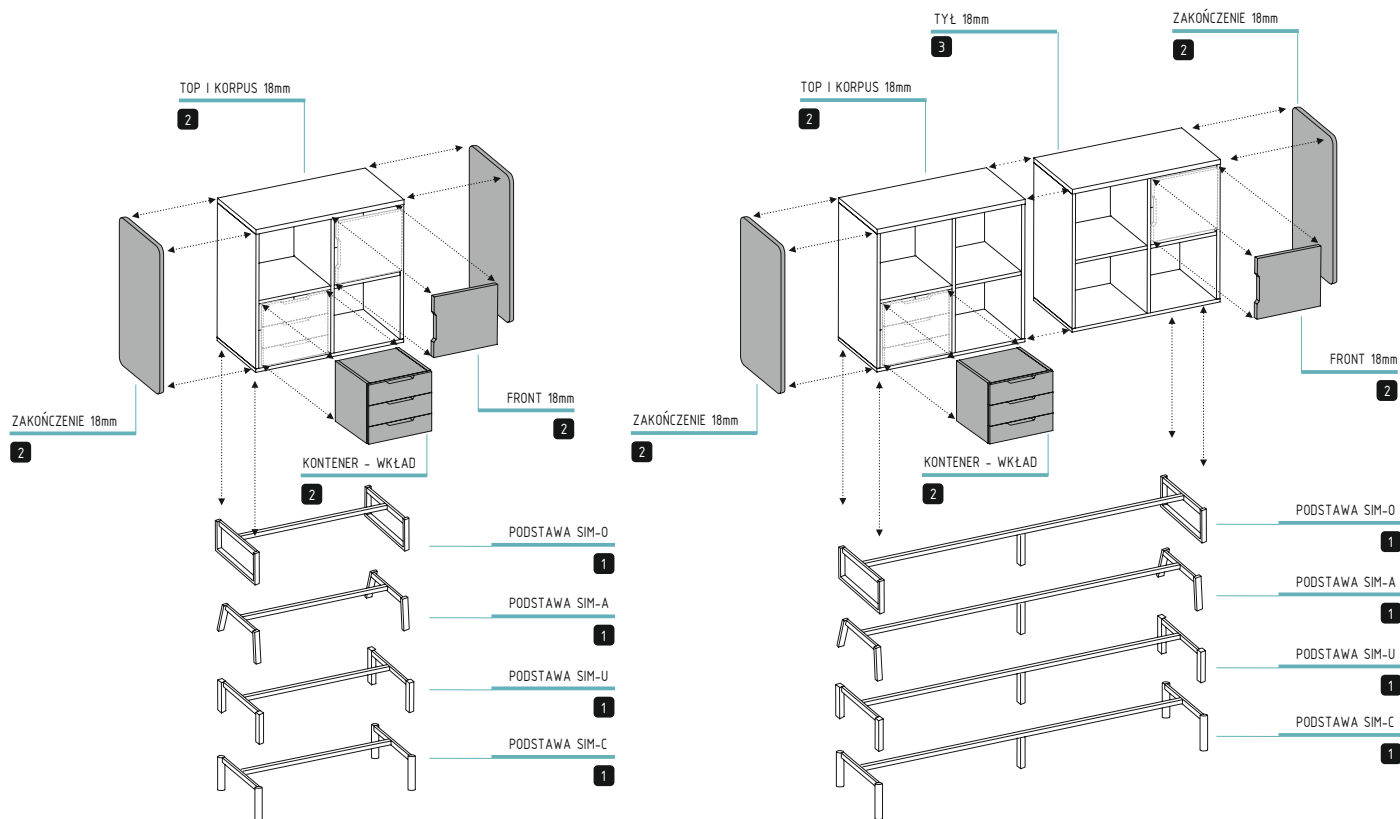
K1Z1

2 — top górny, front



3 — korpus, tył





PODSTAWY SIM O, A, U, C
PASUJĄ RÓWNIEŻ DO SZAF DUO I TYPE

REGAL 30H
800x420x1191



SIM30H

REGAL 20H
800x420x800



SIM20H

REGAL 10H
800x420x409



SIM10H

ZAKOŃCZENIE
LEWE/PRAWE
18x460x1231



SIMZ3/L/R

ZAKOŃCZENIE
LEWE/PRAWE
18x460x840



SIMZ2/L/R

ZAKOŃCZENIE
LEWE/PRAWE
18x460x449



SIMZ1/L/R

DRZWI
390x18x390



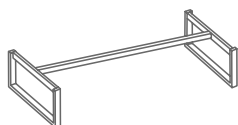
SIMD

KONTENER-WKŁAD
390x390x390



SIMK

STELAŻ A



800x420x150mm
1600x420x150mm

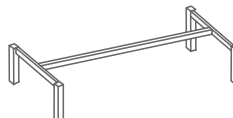
OSC800
OSC1600

STELAŻ O



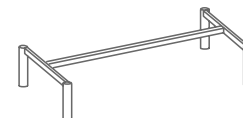
ASC800
ASC1600

STELAŻ U



USC800
USC1600

STELAŻ C



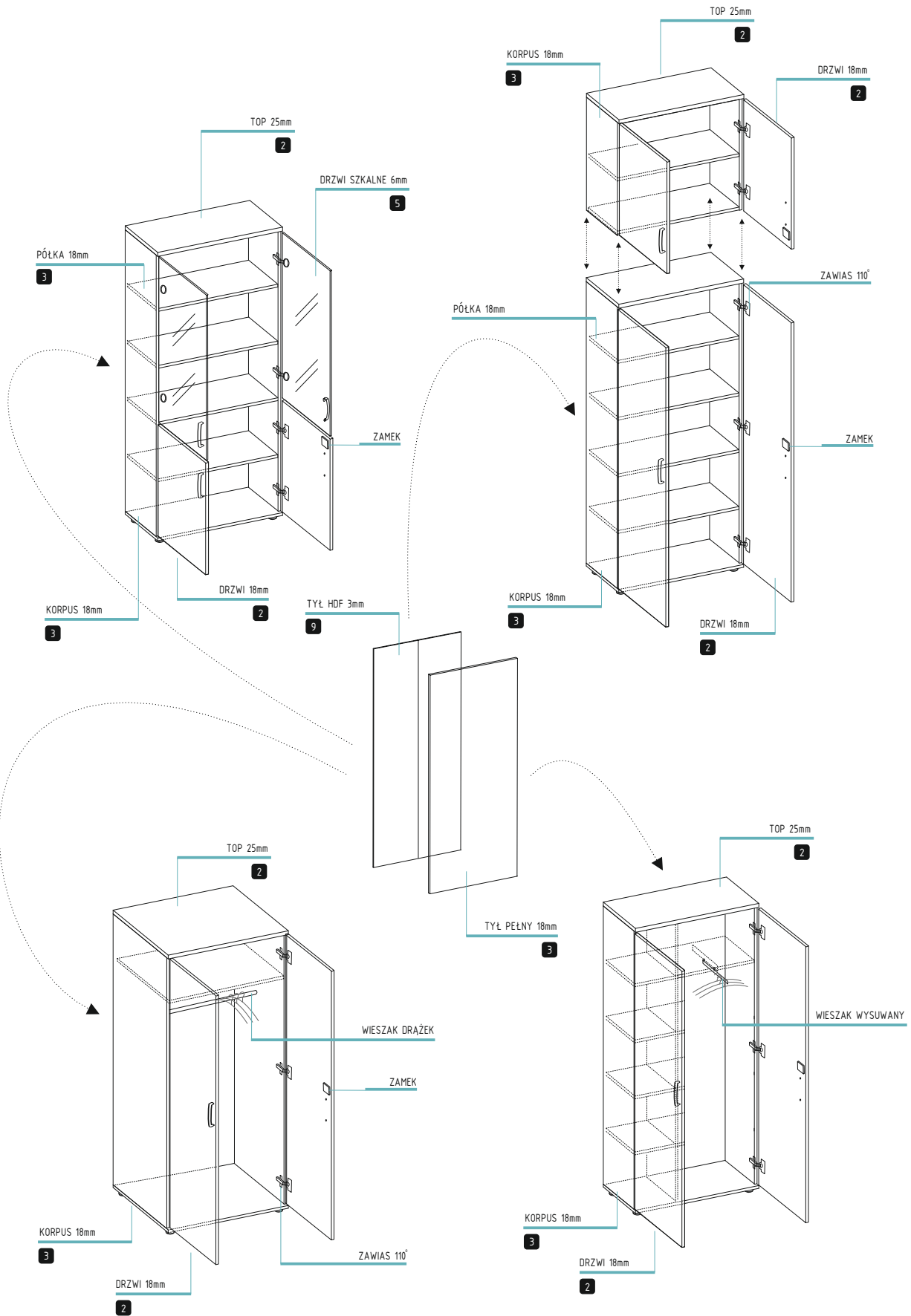
CSC800
CSC1600

1 — podstawy metalowe



2 — topy, korpusy, fronty, zakończenia, wkłady





2 — top górny, front



3 — korpus, tył



9 — biały HDF 5 — szkło bezbarwne



TABELA WYMIARÓW :

SZAFY 6 OH h= 2203

800x420x2203					
	DU1R6	DU1D2/R4	DU1D3/R3	DU1D6	DU1U6
400x420x2203					
	DU2R6	DU2D2/R4	DU2D3/R3	DU2D6	

SZAFY 5 OH h= 1845

800x420x1845							
	DU1R5	DU1D2/R3	DU1D3/R2	DU1D5	DU1U1	DU1U2	DU3P5/18
400x420x1845							
	DU2R5	DU2D2/R3	DU2D3/R2	DU2D2/S3	DU2D5	DU1U3	DU1U4

800x600x1845
1200x420x1845
600x420x1845
600x600x1845

SZAFY 4 OH h= 1487

800x420x1487				
	DU1R4	DU1D2/R2	DU1D3/R1	DU1D4
400x420x1487				
	DU2R4	DU2D2/R2	DU2D3/R1	DU2D4

SZAFY 3 OH h= 1138

800x420x1138					
	DU1R3	DU1D2/R1	DU1S6	DU1D3	DU1P3/18
400x420x1138					
	DU2R3	DU2D2/R1	DU2S3	DU2D3	DU3P3/18

1200x420x1138

SZAFY 2 OH h= 740

800x420x740						
	DU1R2	DU1D2	DU1P2/18	DU2R2	DU2D2	DU3P2/18
400x420x740						
				DU2R2	DU2D2	

1200x420x740

SZAFY 1 OH h= 398

800x420x398			
	DU1R1	DU1P1	DU1Z1

NADSTAWKI 2 OH h=732

800x420x732							
	DUN1R2	DUN1D2	DUN1U2	DUN1U3	DUN1U4	DUN2R2	DUN2D2

800x600x732
600x420x732
600x600x732
400x420x732